



Welcome to the W@nder!


A game a
awaken
sustainable
creativity,
together!




La TRANS
Educativa


Meki
play

Chari Cámara
@doctora.creativa +
@latranseducativa





USTED
ESTÁ
AQUÍ




USTED
ESTÁ
AQUÍ



SOY el PROCESADOR
CREATIVO




USTED
ESTÁ
AQUÍ

SOY el PROCESADOR
CREATIVO







To regenerate
our relationship
with nature



To play together,
cooperating!



To train our
Reusing skills
and discover
it's wonders



To came up with
creative ideas for
enhancing
sustainability to
our daily life



the

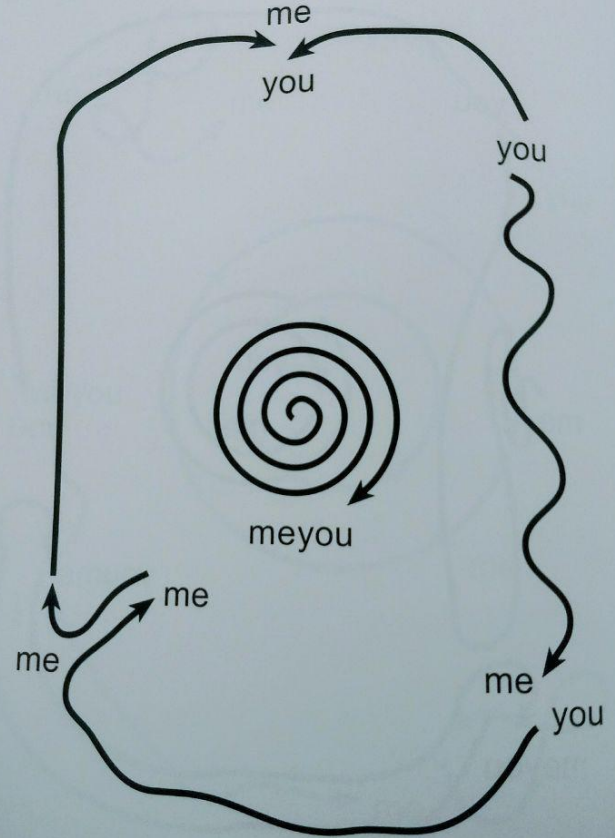
CREATIVE
reaction!



Goals 🧐

This activity is focused on achieving three goals:

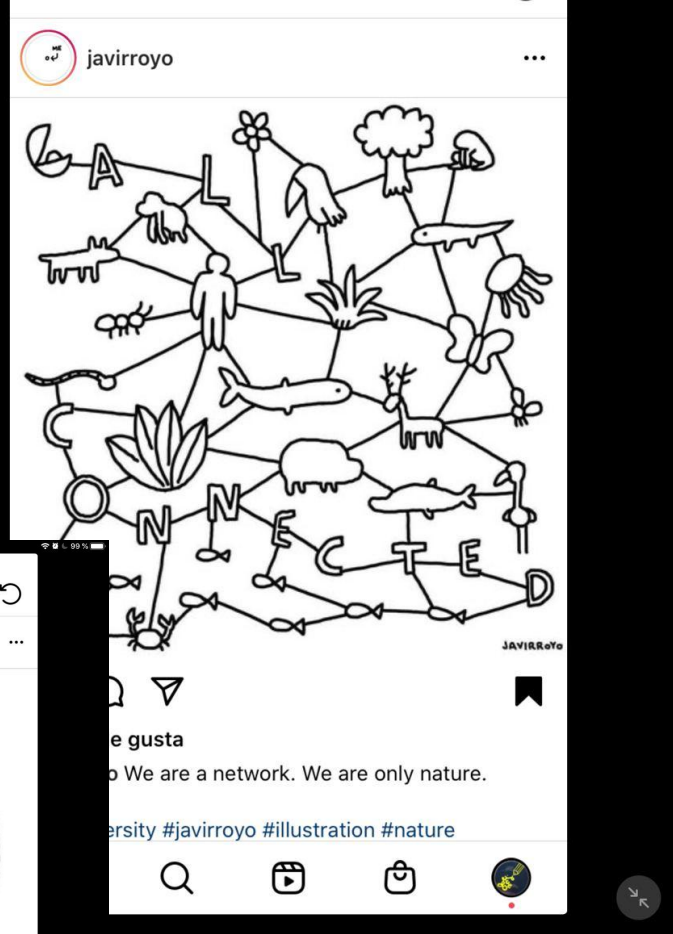
- **Awaken creativity and cooperation strategies in order to address sustainable issues.**
- **Plan a course of action based on a cooperative project that will involve students and teachers into addressing sustainable needs from the school.**
- **Create a sense of community and motivation around a sustainable challenge that we, as a team, can accomplish.**





cooperar
Trabajar en equipo





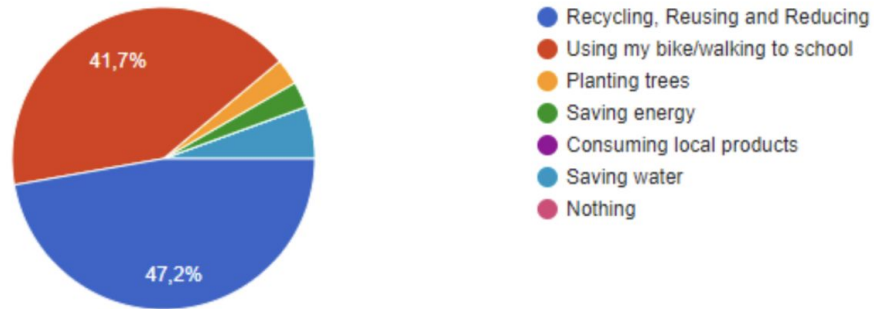
GROUP III



1. What are you doing in order to avoid the Climate Change?

Check the ones you practice, 1 or more.

36 respostas



36 respostas



Aceitar respostas



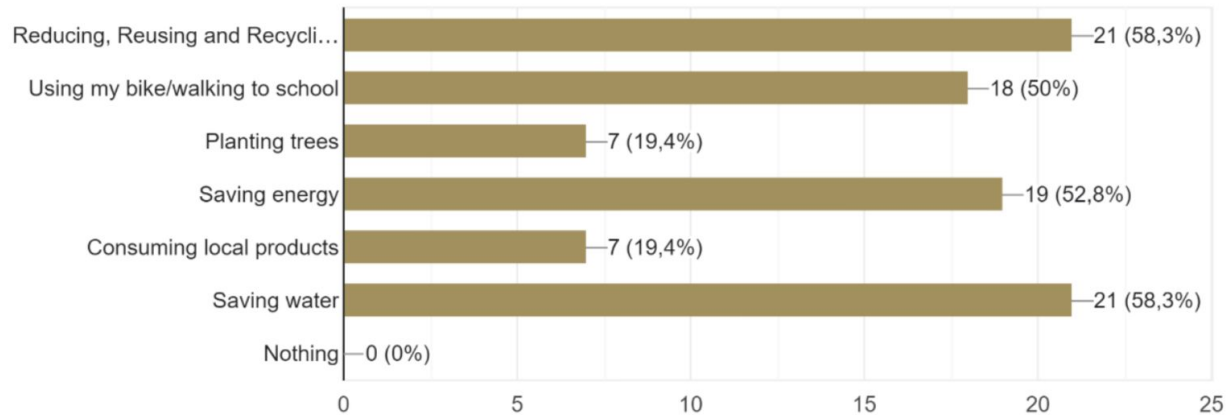
Resumo

Pergunta

Individual

2. What are you willing to do? Check the ones you practice, 1 or more.

36 respostas



3. Where can you make a difference in climate change? Check the ones you connect with



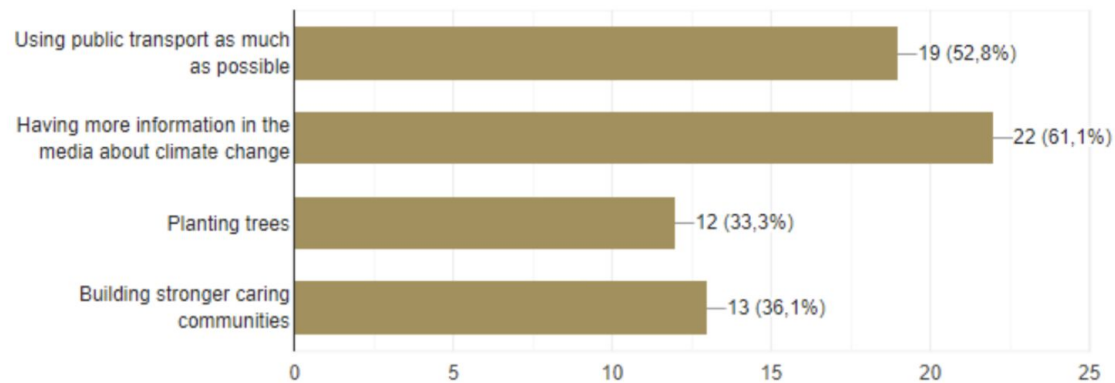
**What annoys you
about being
sustainable?**

Group IV



1. What do you think is the first thing we should do in order to start solving the climate change systemic problem?

36 respostas

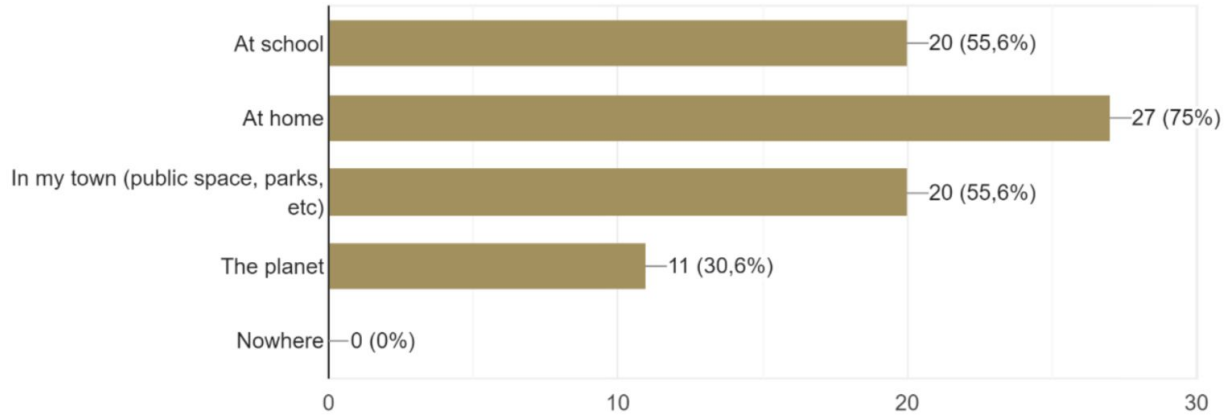


Do you think that education
has anything to do with
sustainability? Why?

Where do you experience
dilemmas on making
sustainable choices?



3. Where can you make a difference in climate change? Check the ones you connect with
36 respostas



Now, I need some inputs from you 😊



the

CREATIVE
reaction!



CREATIVE REACTION

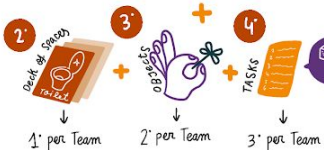
BOARD

Wonder BOX



Hey Team! follow the steps Here

1* CHOOSE a TOPIC CARD for YOUR CREATION



COMBINE THEM ALL TO START CREATING!

ready?

Ecosocial + innovative list

x 1


- 1- Make your project activate citizen participation.
- 2- Make your project reuse some type of material.
- 3- Make your project relate with one of the SDGs
- 4- Make your project promote sustainable habits in the daily life of users.
- 5- Make your project create a gathering space for sustainability promotion.
- 6- Make your project value local ecosystems.

Art strategies list

x 2

- 1- Create a installation > school and beyond
- 2- Create a postal card collection
- 3- Create a subjective map
- 4- Create a graphic activism campaign
- 5- Create a participatory game
- 6- Create a fanzine

BRAINSTORM HERE



Meki play



* Additional content

@mekiplay hola@mekiplay.com



1° creating teams

Groups of 3 / 4

1° ingredient
The main challenge!
It will set the direction of your collective project

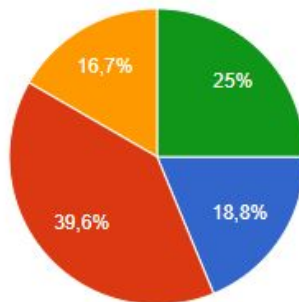
What does my school need to be more sustainable?

WHAT ABOUT THE SOLUTIONS?

What do you think is the first thing we should do in order to start solving the climate change systemic problem?



48 respuestas




- Using public transport as much as possible
- Having more information in the media about climate change
- Planting trees
- Building stronger caring communities

2° the deck of spaces

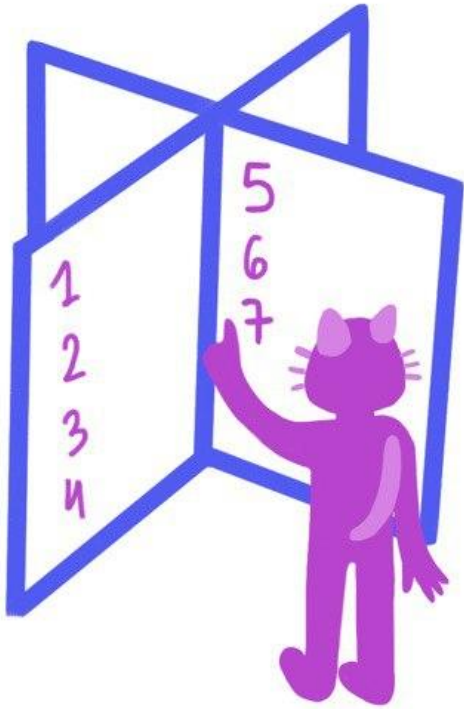


Now choose one space card 🤩

1 per team



3° ingredient
The objects!
It will help to
introduce your
personal touch
to the creative
process



4° ingredient
The missions!
It will give art
and the
ecosocial
aspect to your
creative
process



3 missions
per team

Ecosocial innovation list

Make your project...

1. Awake active citizenship
2. Reuse materials founded at school
3. Inspire sustainable habits at school and beyond
4. essentially accessible
5. Protect/GROW nature inside and nearby the school
6. Relate with communities outside/inside the school



**Roll
the
dice!
ONE TIME**

Art strategies list

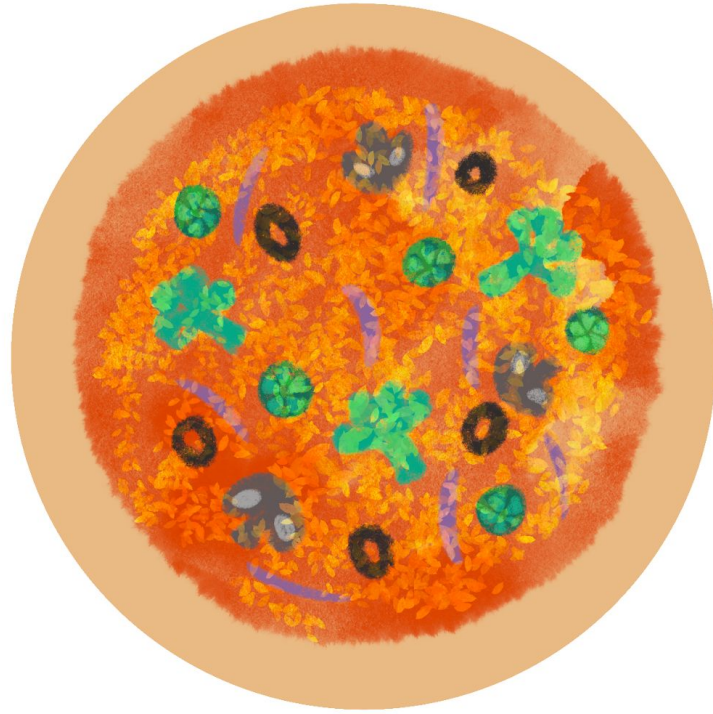
Create...


1. An installation
2. A social movement
3. A graphic activism
4. A meme
5. A subjective map
6. A fanzine



Roll
the
dice!
**ONE TIME
OR TWO IF
YOU DARE**
















WOGO

A game to
reflect and
talk about
sustainability.



3° ingredient
The questions!
It will help you
reflect on your
collective
project

CHECK LIST PER TEAM

1 Main Challenge

2/3 Missions

2/3 Questions

Your personal objects



The Creative Process

**Time Bound
50 minutes!**

Advices:

- Start by presenting your object to the group
- Start by discussing about your WOGO questions
- Start by...drawing!
- Start by brainstorming together

- **Divergence > Convergence**

**This is only a
1° step that you
will continue
together!**

Have ready:

1. One project idea
2. Visual material to better understand the concept
3. A plan of how to make it happen at school during the next months

ARE YOU READY?

**We will have 5 min
per team to share
at the end!**





**Thank you
so much!**

Chari Cámara
@doctora.creativa
hola@mekiplay.com

La TRANS
Educativa

Meki
play